

# User guide (ver.2.2 | 20230123) OpenLearning, Japan

## Table of Contents

[System Requirements](#) P1.

[Sign Up](#) P2.

[Start the course](#) P5.

[Learning a Lesson](#) P6.

[Watching the course videos](#) P7.

[Discussion](#) P8.

## System Requirements

OpenLearning, Japan is a website where you can take classes from top universities for free. Complete coursework at your own pace from anywhere with a stable internet connection.

Our courseware works best with current versions .(PC, smartphone and tablet.)

Please check the following if there is a problem in the device you are using.

### Attention

When you use several devices such as smartphones, tablets and PCs, please close all the browsers after sending the test.

### PC

**OS:** Windows 10, Windows 11

**Web Browser:** Microsoft Edge, Google Chrome latest ver.

### Tablet Smartphone

**iOS, iPad OS × Safari** latest ver.

**Android × Google Chrome** latest ver.

Note: We do not guarantee that the site will work properly on all devices.

### Network

Broadband Internet access recommended

Note: We recommend ADSL 1.5 Mbps or better, depending on the course.)

Note: Down-link 10 Mbps or better recommended for courses with moving images.

### Plug-in

Adobe Acrobat Reader

If you need more help, please contact us:

[openlearning@nl-hd.com](mailto:openlearning@nl-hd.com)

# Sign Up

## 1. Choose the course

<https://open.netlearning.co.jp/>

Click the course card image to choose the course.



## 2. Click the blue button

The button is for Registration.



===== OR =====

## 1. Click “Sign UP”

\*In this way, after Sign UP Activation, you need to choose courses and register.



If you need more help, please contact us:

[openlearning@nl-hd.com](mailto:openlearning@nl-hd.com)

# 3. Registration

Complete the following fields to register for an account.

Required fields are noted by an asterisk(\*)

## 会員登録/Sign Up

すでにOpenLearning, JapanのユーザIDをお持ちの方はこちら

I already have an account with OpenLearning, Japan, click here.

会員登録をするために下記項目の入力をお願いします。

\*の項目は入力必須となっています。

Please complete the following fields to register for an account.

Required fields are noted by an asterisk (\*).

メールアドレス \*/E-mail \*

例 : abcd@mail.com

e-mail \*

パスワード \*/Password \*

Password \*

Please use between 6 to 15 characters

パスワード確認入力 \*/Re-enter Password \*

Re-enter Password\*

氏名 \*/Full Name \*

例 : 学習 太郎

Full name \*

Please use up to 30 characters

氏名ふりがな \*/Re-enter your Full Name \*

例 : がくしゅう たろう

Re-enter your Full name\*

最終学歴/Highest Level of Education Completed

Highest Level of Education Completed

性別/Gender

Gender

男性/ Male

女性/ Female

その他/ Other

誕生年/Year of Birth

Year of Birth

お住まいの国・地域/Your country of residence

Your country of residence

大学院(博士課程)修了/ Doctorate  
大学院(修士課程修了)/ Master's or Professional degree  
4年制及び6年制大学卒/ Bachelor's degree  
短大・専門学校卒/ Associate degree  
高校卒/ Secondary/ High school  
中学校卒/ Junior secondary/ Junior high/ Middle school  
小学校卒/ Elementary/ Primary school  
無し/ None  
その他/ Other

☐ 利用規約に同意する \*/I agree to the Terms of Service \*

I agree to the Terms of Service \*

☐ プライバシーポリシーに同意する \*/I agree to the Privacy Policy \*

I agree to the Privacy Policy \*

※未成年の方がご登録いただく場合は、親権者の方の同意が必要となります。

※ parental consent is required for registration of minors.

登録/Sign Up

Registration

If you need more help, please contact us

[openlearning@nl-hd.com](mailto:openlearning@nl-hd.com)

Activation →

# 4. Activate your account from e-mail

A special link has been sent to your e-mail address, along with the instructions for activating your account. *You have 48 hours to activate this account.*

Open Learning, Japan information

e-mail

※このメールは送信専用です。ご返信いただいてもご対応できませんのでご了承ください。

様

※このメールは、OpenLearning, Japanの会員登録手続きをされた方に対し、仮登録受付完了をお知らせするものです。  
登録手続きはまだ完了していませんので、メールの案内にしたがって本登録をおこなってください。  
Thank you for signing up for OpenLearning, Japan.  
The registration process is not yet completed, please perform this registration following the instructions on the mail.

■OpenLearning, Japan会員 本登録のご案内

この度は、OpenLearning, Japan 会員にお申し込みいただきまして、誠にありがとうございます。  
仮登録を受け付けました。

会員登録手続きはまだ完了していませんので、ご本人様確認のため、以下のURLをクリックし、本登録を完了させていただきますようお願いいたします。  
To activate your account, please copy and paste this address into your web browser's address bar.

【本登録手続きURL】  
<https://jmooctest.netlearning.co.jp/activate/index.aspx?d=308C98E69FE2780262DE698246A3F49069000D2D830BDA5F69B1A457E6636713>

※上記手続きURLが改行され、URLをクリックしても登録ページが表示されない場合は、URLをすべてコピーして、ブラウザのアドレス欄に貼り付けてアクセスしてください。

なお、メールの内容にお心当たりのない場合には、誠に申し訳ございませんが、受信したメールを破棄してください。よろしくお願いたします。  
If you didn't request this, you don't need to do anything, you won't receive any more email from us.  
Please do not reply to this e-mail.

■「よくあるご質問」はこちら  
⇒ <https://jmooctest.netlearning.co.jp/faq/index.aspx>

発行者:株式会社ネットラーニング  
NetLearning, Inc.  
サイト: <https://jmooctest.netlearning.co.jp/>

Click !

or copy & paste to your browser's address bar

# 5. Activated

Thanks for activating your account.  
User ID will be sent in the e-mail of activation completion.

OpenLearning, Japan information (activation complete)

e-mail

※このメールは送信専用です。ご返信いただいてもご対応できませんのでご了承ください。

学園太郎様

User ID JMC123456789

※このメールは、OpenLearning, Japanへの会員登録手続きをされた方に対し、本登録完了をお知らせするものです。  
JMООCの講座を受講するために必要な情報が記載されていますので、大切に保管してください。

Activation Complete!  
■OpenLearning, Japan会員 本登録完了のお知らせ

OpenLearning, Japan への会員登録が完了いたしました。  
あなたのユーザIDは以下のとおりです。  
Welcome to OpenLearning, Japan.  
Thanks for activating your account.  
There is your User ID.

【ユーザID】  
JMC123456789

以下のURLをクリックし、OpenLearning, Japanにログインしてください。  
Please click this site and visit your "my Room"  
<https://jmooctest.netlearning.co.jp/>

なお、メールの内容にお心当たりのない場合には、誠に申し訳ございませんが、受信したメールを破棄してください。よろしくお願いたします。  
If you didn't request this, you don't need to do anything, you won't receive any more email from us.  
Please do not reply to this e-mail.

■「よくあるご質問」はこちら  
⇒ <https://jmooctest.netlearning.co.jp/faq/index.aspx>

発行者:株式会社ネットラーニング  
NetLearning, Inc.  
サイト: <https://jmooctest.netlearning.co.jp/>

Your User ID  
<JMC\*\* \*\* \* \*\* \*\*\*>

If you need more help, please contact us  
[openlearning@nl-hd.com](mailto:openlearning@nl-hd.com)

## 6. Enter My room

After Sign in, Please click "My room"

My Room



Language Select

- ・日本語 (Japanese)
- ・中文 (Chinese)
- ・English

Start the course PC / Tablet

Smartphone



I click on "Course", but then it says that "No courses are currently available".



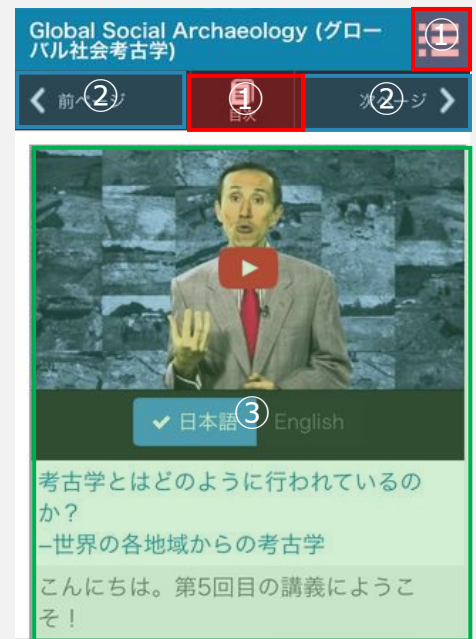
You seem not to complete course registration yet. Sign in and select a course from the top page(<https://open.netlearning.co.jp/index.aspx>) , please choose the course and click "Register" button.

## Learning a Lesson

## PC / Tablet



## Smartphone



## ①Menu

**My Room:** It will navigate to “My room”

**Contents:** Titles of the learning pages will be displayed in a list. Please use the list to navigate to a specific pages.

**Information:** Information such as course outline, learning objectives, author, Staff, and the list related books will be displayed.

**Records:** It will show test scores in the course.

②Prev/Next

Please use **>** to move to the next page.

Please use  $\leftarrow$  to go back to the previous page.

### ③Contents

Videos, subtitles, discussions, quizzes, and tests are placed.

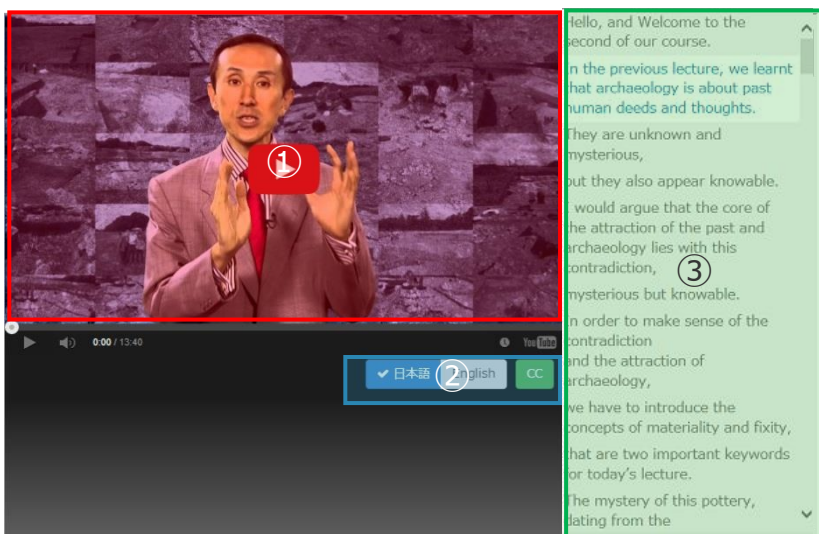
If you need more help, please contact us:

openlearning@nl-hd.com

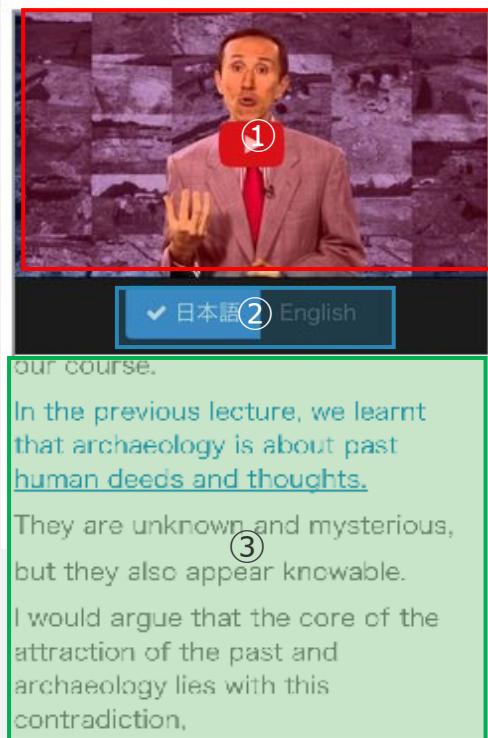


# Watching the course videos

## PC / Tablet





## Smartphone



### ① Video

The video screen is based on YouTube. Please click on the  button.


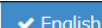
You can turn them on by clicking the captions icon at the bottom of the YouTube video player. Depending on your location, the **captions icon** will look like one of the following:  or .

To turn them off, click the captions icon, then turn captions off.

Read the following help on [YouTube help](#)

### ② Captions change

The captions are displayed on the right side of the player.

You can change captions on by clicking the captions icon at the bottom of the player. The captions icon :  

### ③ captions

To exit out of the captions, click the  at the bottom of the player.


If you need more help, please contact us

[openlearning@nl-hd.com](mailto:openlearning@nl-hd.com)

# Discussion

Global Social Archaeology (グローバル社会考古学)

Week1 What is Archaeology, and why?  
Lesson2: How to approach the past? [14 min]



Hello, and Welcome to the second of our course.

In the previous lecture, we learnt that archaeology is about past human deeds and thoughts.

They are unknown and mysterious, but they also appear knowable. I would argue that the core of the attraction of the past and archaeology lies with this contradiction, mysterious but knowable.

In order to make sense of the contradiction and the attraction of archaeology, we have to introduce the concepts of materiality and fixity, that are two important keywords for today's lecture.

The mystery of this pottery, dating from the

The title photograph: courtesy of Mitaka City Board of Education (<http://www.mitaka-tokyo.jp/kokuh/ai/mo02.jpg>)  
The photograph of the diorama exhibition in the section: title page: courtesy of the Museum, Archaeological Institute of Kashihara, Nara Prefecture.

Discussion  
ディスカッション

Global Social Archeology

[Post list](#) / [New post](#) / [Search](#) / [Back](#) / [Close](#)

There are a total of **17** posts.

- !! Discussion of the each Week. - Kyushu Univ StaffMr./Ms [9/17/2014 6:51:34 PM] No.14
  - Discussion of the Week1 - Kyushu Univ StaffMr./Ms [9/17/2014 6:51:55 PM] No.15
  - Discussion of the Week2 - Kyushu Univ StaffMr./Ms [9/17/2014 6:52:15 PM] No.16
  - Discussion of the Week3 - Kyushu Univ StaffMr./Ms [9/17/2014 6:52:32 PM] No.17
- !! ! Discussion about the entire lecture - Kyushu Univ StaffMr./Ms [9/17/2014 6:51:16 PM] No.13
- !! ●各Weekの講義に関するディスカッション - 九州大学スタッフMr./Ms [9/17/2014 9:43:30 AM] No.9
  - Week1の講義に関するディスカッション - 九州大学スタッフMr./Ms [9/17/2014 9:43:52 AM] No.1
  - Week2の講義に関するディスカッション - 九州大学スタッフMr./Ms [9/17/2014 9:44:12 AM] No.1
  - Week3の講義に関するディスカッション - 九州大学スタッフMr./Ms [9/17/2014 9:44:33 AM] No.1
- !! ●全体の講義に関するディスカッション - 九州大学スタッフMr./Ms [9/17/2014 9:43:09 AM] No.8

Global Social Archeology

[Post list](#) / [New post](#) / [Search](#) / [Back](#) / [Close](#)

List display starting from new posts

- Week1の講義に関するディスカッション

Poster 九州大学スタッフMr./Ms [9/17/2014 9:43:52 AM] No.10

[Write reply](#)

こちらには、Week 1 の講義内容に関して、皆様の御意見やご感想の発信、お互いの意見を尊重して、発展的な学習にご利用いただければと思います。

※ それぞれの Week に関するディスカッションにアクセスし、返信してください。

※ コメントの書き込みは、「新規発言」からでなく、「返事を書く」ボタンからお送りいただくようお願いいたします。

[Post list](#) / [New post](#) / [Search](#) / [Back](#) / [Close](#)

(Please write your comments from [Write reply] button. Not from "New Post" link.)

\* Cheating, insulting and telling your answer are not allowed.

## Attention

You can not delete the post. Please post carefully.

If you need more help, please contact us:

[openlearning@nl-hd.com](mailto:openlearning@nl-hd.com)